
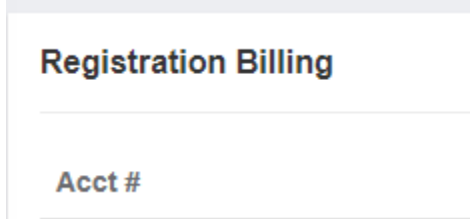


How to set up your payment wallet in got sport

- Dashboard

 [Dashboard](#)

- Scroll down until you see Registration Billing



- Click on your account number (this is an example only)

Acct #

1129109 - :

- Click on change payment method- in blue

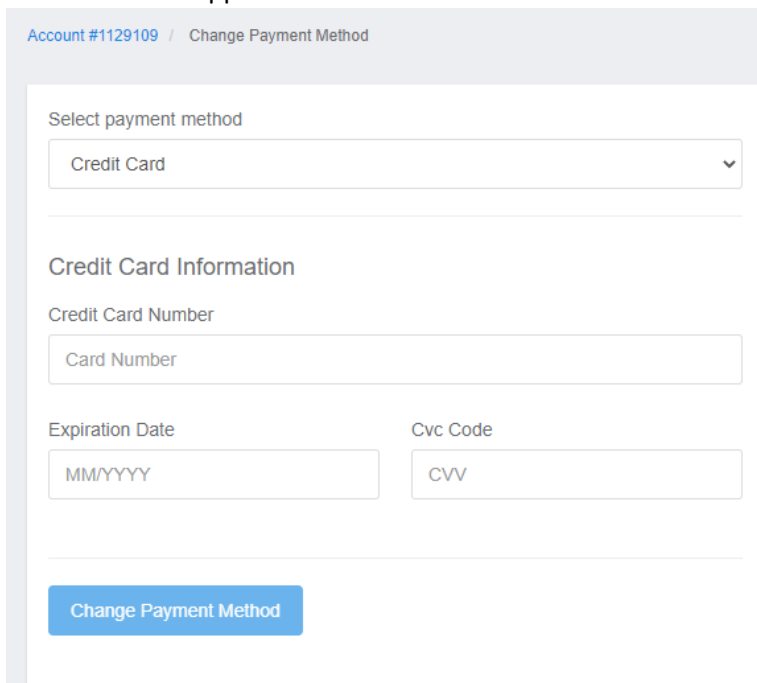
Payment Method



•••• 0000

[Change Payment Method](#)

- This screen will appear



Account #1129109 / Change Payment Method

Select payment method

Credit Card

Credit Card Information

Credit Card Number

Card Number

Expiration Date

MM/YYYY

Cvc Code

CVV

[Change Payment Method](#)

- Enter your credit card information- Sometimes this may take a minute or two please be patient here. Make sure you do not leave this page until you can click on the blue area that says **Change payment Method**. (It will not be saved unless you do so.)